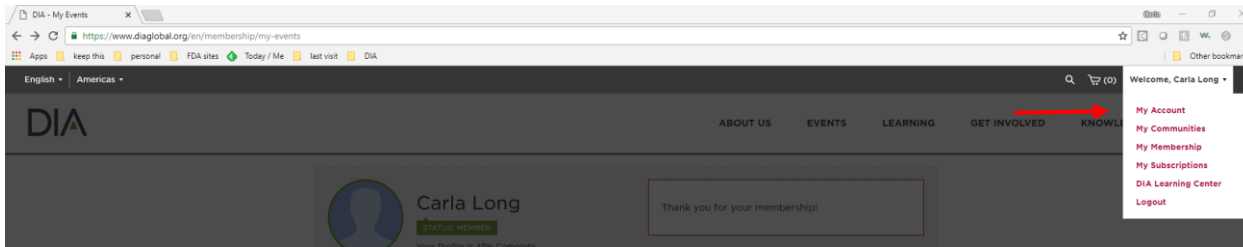


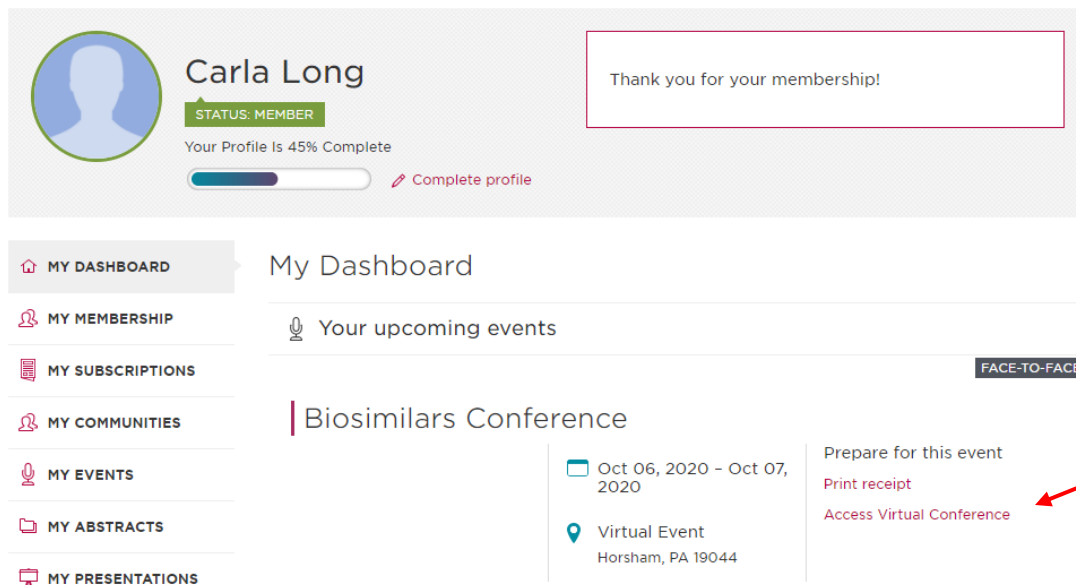
How to access virtual conferences:

Log in to [DIAGlobal.org](https://diaglobal.org) with your user name and password. (If you do not know your username and password, contact Customer Service at Americas.customer.service@diaglobal.org).

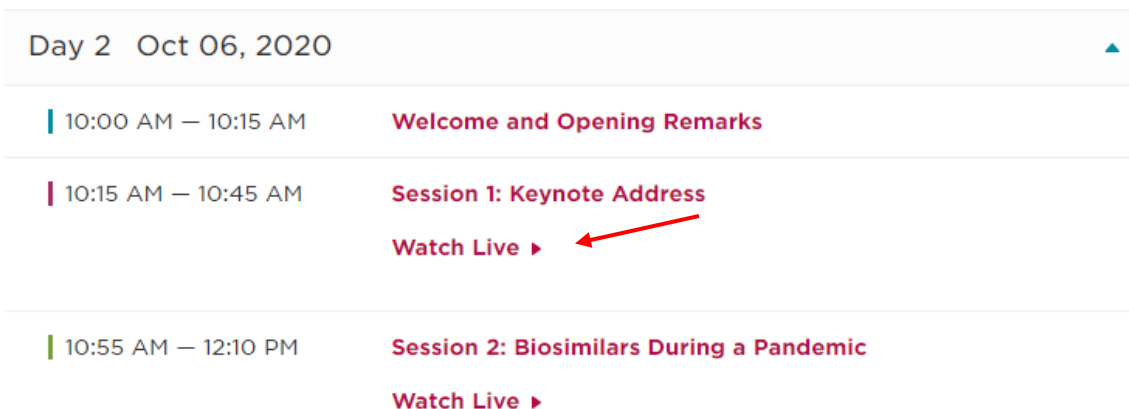
Go to the “My Account” button in the drop down menu in the top right hand corner



This will open your DIA Dashboard. Find the desired conference below on the screen, Click on “Access Virtual Conference”



This will take you to the agenda from the conference; choose the session you would like to view and click “Watch Live” (please note, each session will only be available via the “Watch Live” button during its scheduled viewing time as they are Live Presentations)



This will bring you to “launch Zoom” and access the live presentations.

Enjoy! And thank you for joining DIA for this Conference